

## Item description

According to EN 61984, pluggable connectors without current interrupting capacity shall not be mated and unmated when live or under load.

## Data

### Electrical data

#### Ratings per IEC/EN 60664-1

Rated voltage (III / 3)	500 V
Rated impulse voltage (III / 3)	6 kV
Rated current	13.5 A

#### Approvals per UL 1059

Rated voltage UL (Use Group B)	300 V
Rated current UL (Use Group B)	15 A
Rated voltage UL (Use Group C)	300 V
Rated current UL (Use Group C)	15 A
Rated voltage UL (Use Group D)	300 V
Rated current UL (Use Group D)	15 A

### Connection data

Connection technology	Push-in CAGE CLAMP®
Actuation type	Open Tool Slot Push-in



Connectable conductor materials	Copper
Nominal cross section	1 mm <sup>2</sup>
Solid conductor	0.14 ... 1.5 mm <sup>2</sup> / 24 ... 16 AWG
Solid conductor, push-in termination	0.5 ... 1.5 mm <sup>2</sup> / 20 ... 16 AWG
Fine-stranded conductor	0.14 ... 1.5 mm <sup>2</sup> / 24 ... 16 AWG
Strip length	9 ... 11 mm / 0.35 ... 0.43 inch
Note (conductor cross-section)	Depending on the conductor characteristic, a conductor with a smaller cross section can also be inserted via push-in termination.
No. of poles	11
Total number of connection points	22
Total number of potentials	11
Type of wiring	Front-entry wiring

### Geometrical Data

Width	39.2 mm / 1.543 inch
Height	40.5 mm / 1.594 inch
Depth	25 mm / 0.984 inch
Module width	3.5 mm / 0.138 inch

### Mechanical data

Marking level	Side marking
---------------	--------------

### Plug connection

Contact type (pluggable connector)	Female connector/socket
Connector connection type	for conductors

### Material Data




Color	green-yellow, blue, gray
Insulating material	Polyamide 66 (PA 66)
Fire load	0.499 MJ
Weight	30.04 g

### Commercial data



Product Group	18 (X-COM-System)
Country of origin	DE
GTIN	4050821222057
Customs Tariff No.	85366990990

### Approvals / Certificates

#### Country specific Approvals

Logo	Approval	Additional Approval Text	Certificate name
	CCA DEKRA Certification B.V.	EN 60947	NTR NL 7617
	CSA DEKRA Certification B.V.	C22.2 No. 158	2516073
	CSA DEKRA Certification B.V.	C22.2 No. 158	2516073

## UL-Approvals


Logo	Approval	Additional Approval Text	Certificate name
	UL UL International Germany GmbH	UL 1059	E45172
	UL Underwriters Laboratories Inc.	UL 1059	E45172

## Compatible products



## Strain relief plate

	Item no.: 734-326 Strain relief plate	734-326
--	--	---------

## Protective Warning Marker

	Item no.: 2000-115 Protective warning marker; with high-voltage symbol, black; for 5 terminal blocks	2000-115
--	---	----------

## tools

	Item no.: 210-647 Operating tool with partially insulated shaft; Blade (2.5 x 0.4) mm; short	210-647
	Item no.: 210-648 Operating tool with partially insulated shaft; Blade (2.5 x 0.4) mm; short; angled	210-648

**Item no.: 210-719**

210-719

Operating tool with partially insulated shaft; Type 1, blade (2.5 x 0.4) mm

**Marking accessories****Item no.: 2009-113**

2009-113

WMB-Inline; for Smart Printer; on reel; plain; snap-on type

**Item no.: 2009-113/000-002**

2009-113

WMB-Inline; for Smart Printer; on reel; plain; snap-on type

/000-002

**Item no.: 2009-113/000-005**

2009-113

WMB-Inline; for Smart Printer; on reel; plain; snap-on type

/000-005

**Item no.: 2009-113/000-006**

2009-113

WMB-Inline; for Smart Printer; on reel; plain; snap-on type

/000-006

**Item no.: 2009-113/000-007**

2009-113

WMB-Inline; for Smart Printer; on reel; plain; snap-on type

/000-007

**Item no.: 2009-113/000-012**

2009-113

WMB-Inline; for Smart Printer; on reel; plain; snap-on type

/000-012

**Item no.: 2009-113/000-017**

2009-113

WMB-Inline; for Smart Printer; on reel; plain; snap-on type

/000-017

**Item no.: 2009-113/000-023**

2009-113

WMB-Inline; for Smart Printer; on reel; plain; snap-on type

/000-023

**Item no.: 2009-113/000-024**

2009-113

WMB-Inline; for Smart Printer; on reel; plain; snap-on type

/000-024

**Item no.: 793-3501**

793-3501

WMB marking card; as card; plain; snap-on type

**ferrule****Item no.: 216-241**

216-241

Ferrule; Sleeve for 0.5 mm<sup>2</sup> / 20 AWG; insulated; electro-tin plated; electrolytic copper; gastight crimped; acc. to DIN 46228, Part 4/09.90**Item no.: 216-242**

216-242

Ferrule; Sleeve for 0.75 mm<sup>2</sup> / 18 AWG; insulated; electro-tin plated; electrolytic copper; gastight crimped; acc. to DIN 46228, Part 4/09.90**Item no.: 216-243**

216-243

Ferrule; Sleeve for 1 mm<sup>2</sup> / AWG 18; insulated; electro-tin plated; electrolytic copper; gastight crimped; acc. to DIN 46228, Part 4/09.90**Locking lever****Item no.: 2022-151**

2022-151

Locking lever; can be snapped on 1-conductor female plugs; 2 poles and more



Item no.: 2022-152

2022-152

Locking lever; can be snapped on 1-conductor female plugs; 2 poles and more

---

### Downloads

#### Documentation

#### Bid Text

2020-211/000-039	docx 15.6 kB	Download
------------------	-----------------	----------

---

#### Additional Information

pdf 2.1 MB	Download
---------------	----------

---

### CAD/CAE - Smart Data

#### CAD data

3D Download 2020-211/000-039	URL	Download
------------------------------	-----	----------

---

### Product family

**X-COM S-Mini**

Show all products from the family

Subject to changes.

---